

# ALL TARGETS MATTER...

**RULES:** IPSC Action Air Rule Book, Current Edition

**COURSE DESIGNER:** Roy

**START POSITION:** Handgun and all magazines used on table.

## STAGE PROCEDURE

Start from the red marker. Normal standing. Gun and magazines used on table. At the start signal, engage the plates, make a reload and engage paper targets.

## SCORING

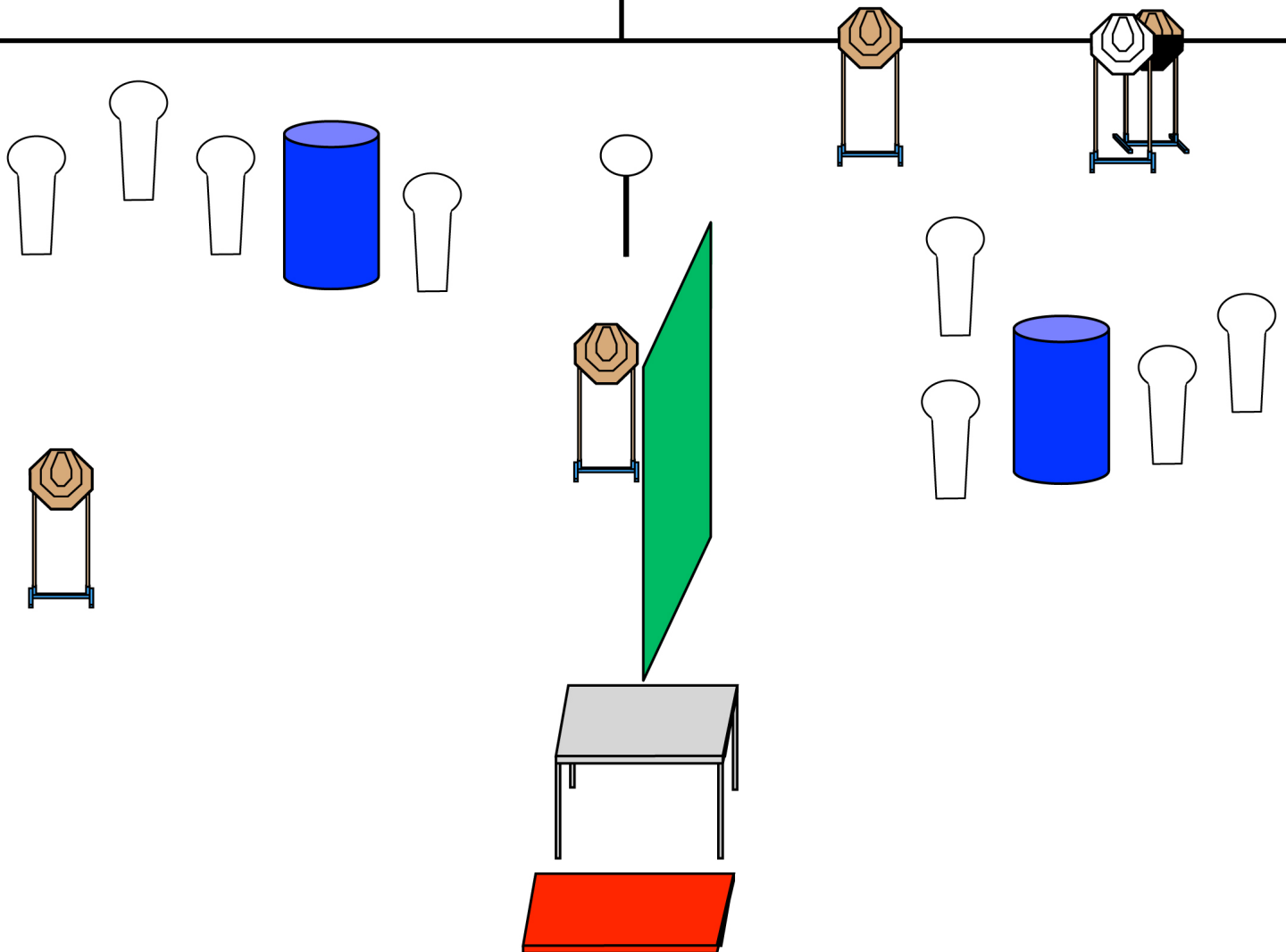
**SCORING:** Comstock, rounds 17

**TARGETS:** IPSC AA Paper target, steel

**SCORED HITS:** Best 2 per IPSC, steel down = 1A

**START-STOP:** Audible - Last shot on stop plate

**PENALTIES:** Per current edition of AA Rule Book.



**NOTES:**

**RO NOTES:**

Maintain target and prop position integrity throughout the match.

# ONE HAND JOB

**RULES:** IPSC Action Air Rule Book, Current Edition

**COURSE DESIGNER:** Roy

**START POSITION:** Handgun is loaded and holstered. All magazines used on belt

## STAGE PROCEDURE

Start from the red marker. Normal standing. Gunloaded and holstered. At the start signal, engage targets in free order. Box has to be carried with the shooter all the time except for reloading.

## SCORING


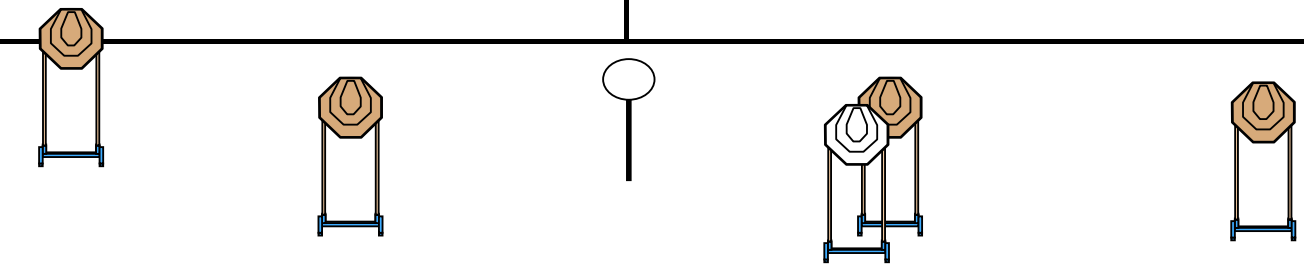
**SCORING:** Comstock, rounds 18

**TARGETS:** IPSC AA Paper target, steel

**SCORED HITS:** Best 2 per IPSC, steel down = 1A

**START-STOP:** Audible - Last shot on stop plate

**PENALTIES:** Per current edition of AA Rule Book.



**NOTES:**

**RO NOTES:**

Maintain target and prop position integrity throughout the match.

# WINDOWSWINGER

**RULES:** IPSC Action Air Rule Book, Current Edition

**COURSE DESIGNER:** Roy

**START POSITION:** Handgun is loaded and holstered. All magazines used on belt

## STAGE PROCEDURE

At the signal, engage targets as visible from area A.  
Pulling the rope activates the swinger.

## SCORING

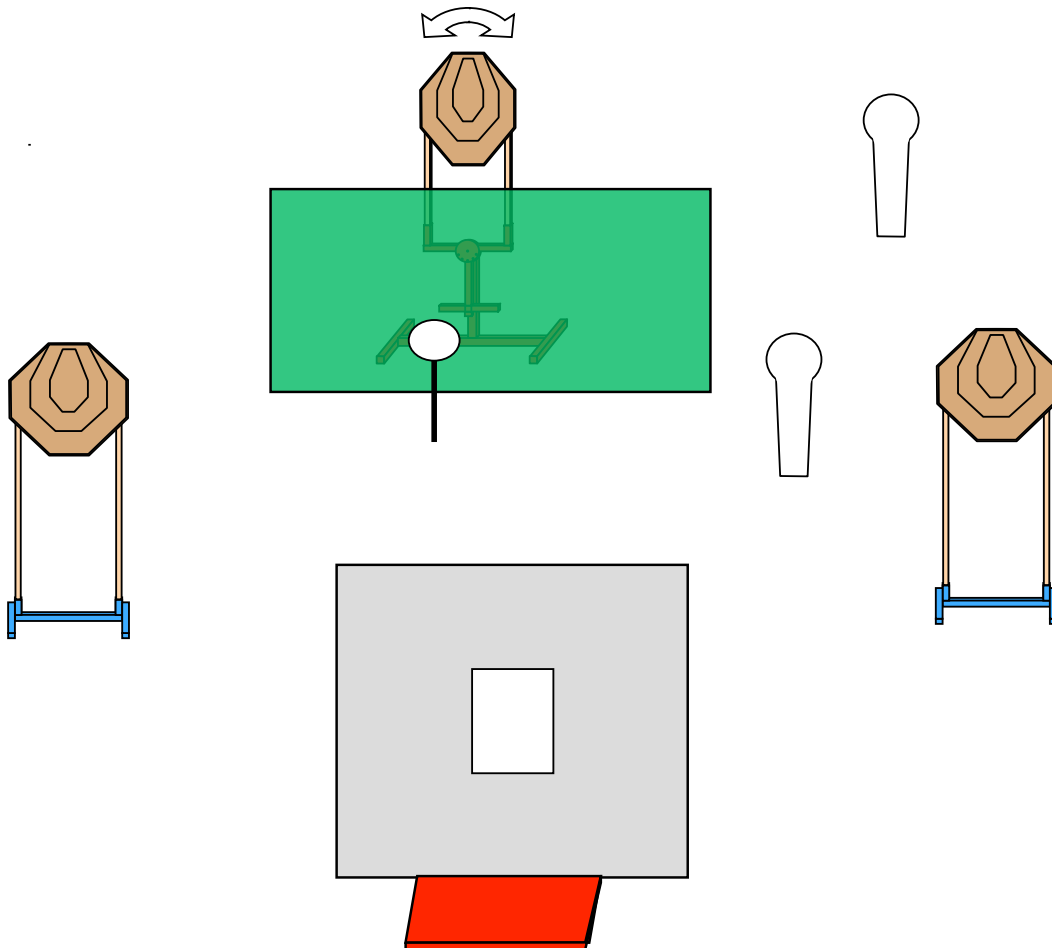
**SCORING:** Comstock, rounds 9

**TARGETS:** IPSC AA Paper target, steel,

**SCORED HITS:** Best 2 per IPSC, steel down = 1A

**START-STOP:** Audible - Last shot on stop plate

**PENALTIES:** Per current edition of AA Rule Book.



**NOTES:**

**RO NOTES:**

Maintain target and prop position integrity throughout the match.

# A - B - C

**RULES:** IPSC Action Air Rule Book, Current Edition

**COURSE DESIGNER:** Roy

**START POSITION:** Handgun is unloaded, magazine inserted and holstered. All magazines used on belt

## STAGE PROCEDURE

Start from box A. Normal standing. Gun unloaded, magazine inserted and holstered. At the start signal, engage paper targets from box A with 2 shots each. Make a reload, and engage paper targets from box B with 2 shots each. Make a reload and engage steel targets from box C.

## SCORING

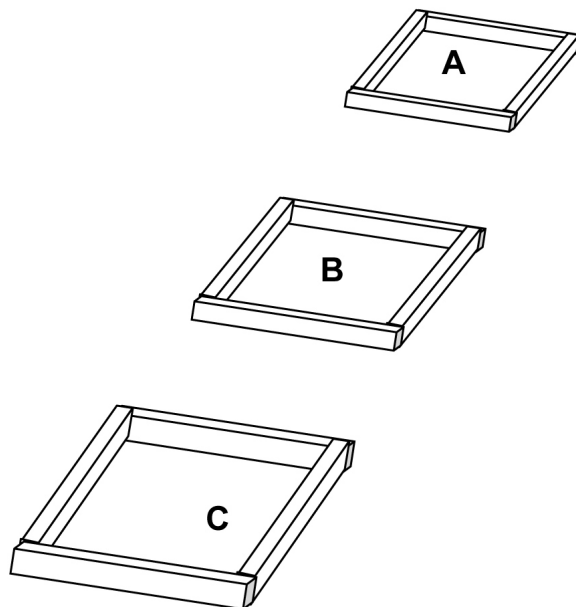
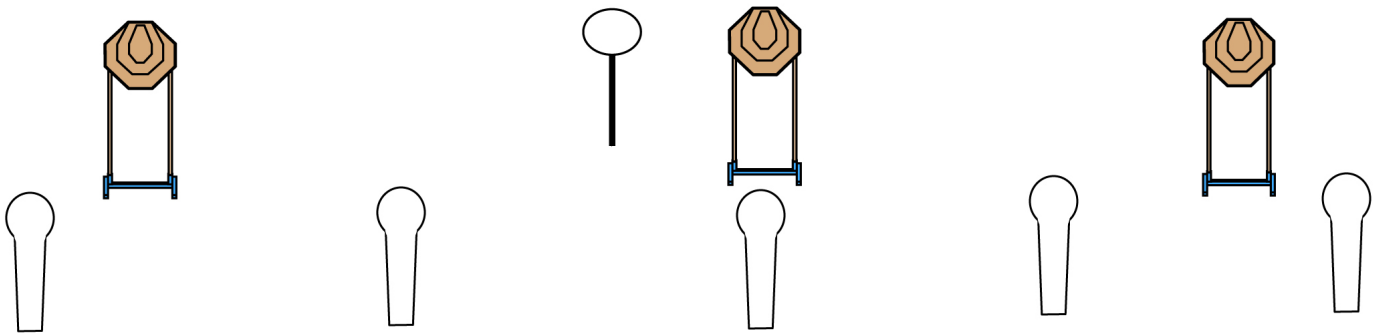
**SCORING:** Comstock, rounds 18

**TARGETS:** IPSC AA Paper targets, steel

**SCORED HITS:** Best 4 per IPSC, steel down = 1A

**START-STOP:** Audible - Last shot on stop plate

**PENALTIES:** Per current edition of AA Rule Book.



## NOTES:

Watch out for those procedurals!

## RO NOTES:

Maintain target and prop position integrity throughout the match.

C - B - A

**RULES:** IPSC Action Air Rule Book, Current Edition **COURSE DESIGNER:** Roy

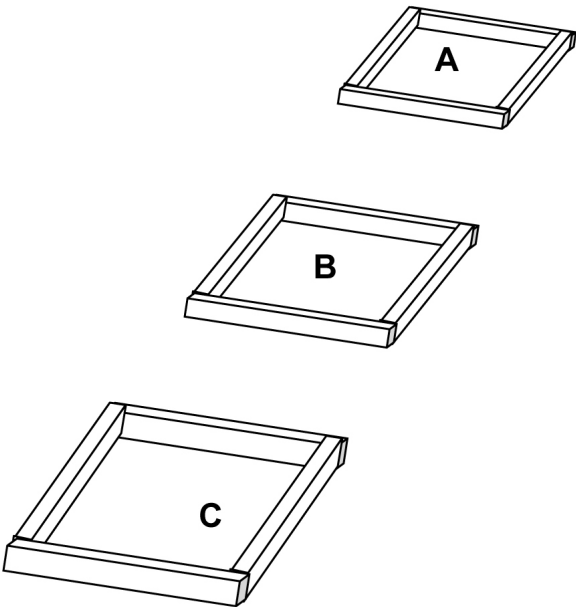
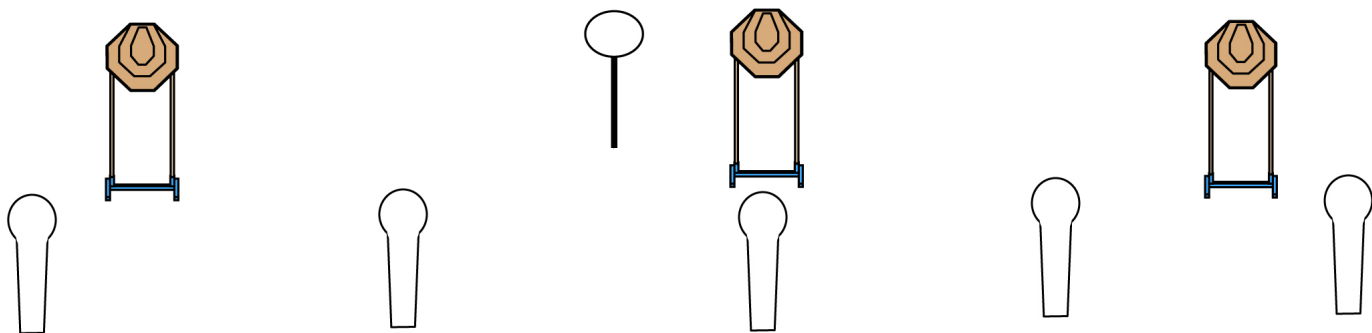
**START POSITION:** Handgun loaded and holstered. All magazines used on belt

STAGE PROCEDURE

Start from box C. Normal standing. Gun loaded and holstered. At the start signal, engage paper targets from box C with minimum of 1 shots each with weak hand only. Make a reload, and engage paper targets from box B with minimum of 2 shots each. Make a reload and engage steel targets from box A.

SCORING

**SCORING:** Comstock, rounds 18  
**TARGETS:** IPSC AA Paper targets, steel  
**SCORED HITS:** Best 3 per IPSC, steel down = 1A  
**START-STOP:** Audible - Last shot on stop plate  
**PENALTIES:** Per current edition of AA Rule Book.



<b>NOTES:</b> Watch out for those procedurals!	<b>RO NOTES:</b> Maintain target and prop position integrity throughout the match.
---	---

# DOUBLE STOP, BUT WHEN TO STOP?

**RULES:** IPSC Action Air Rule Book, Current Edition

**COURSE DESIGNER:** Roy

**START POSITION:** Handgun loaded and holstered. All magazines used on belt

## STAGE PROCEDURE

Starting anywhere from the demarcated area A. Shoot targets in free order. Pulling the rope activates moving swinger.

## SCORING


**SCORING:** Comstock, rounds 24

**TARGETS:** IPSC AA Paper targets, steel

**SCORED HITS:** Best 2 per IPSC, steel down = 1A

**START-STOP:** Audible - Last shot on stop plate

**PENALTIES:** Per current edition of AA Rule Book.



**A**

## NOTES:

There are 2 stop plates on the stage and time can only be stopped once! So be sure you really are finished before taking out the stop plate

## RO NOTES:

Maintain target and prop position integrity throughout the match.