

# NOSA PRODUCTION 1 2014

## STAGE 1

**Course of fire type:** Short

**Stage Procedure:** Shoot targets in free order as seen from demarcated areas A or B. Targets on the left are shot with left hand and targets on the right are shot with right hand. Stop plate can be shot any way the shooter wants.

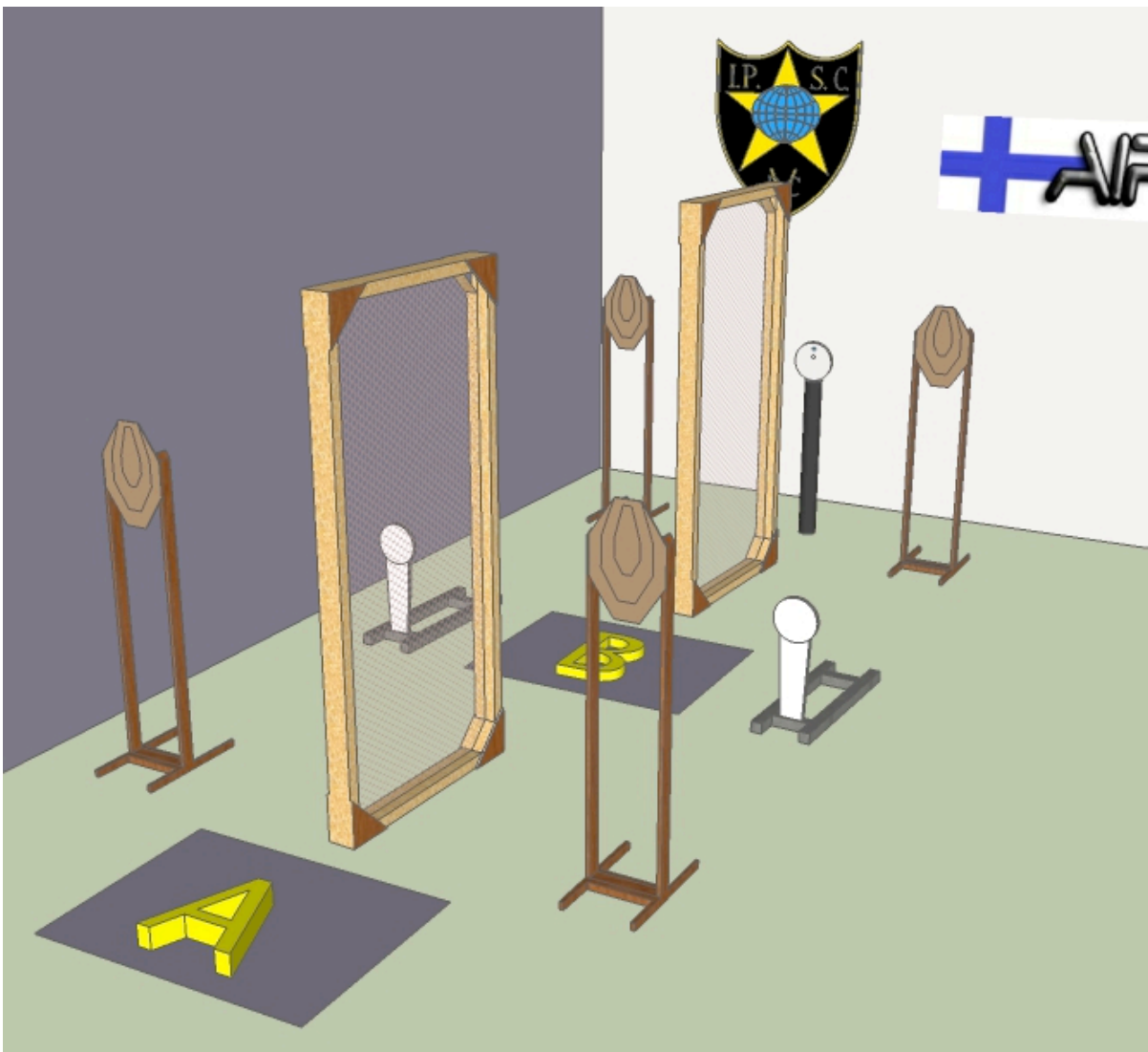
**Targets:** 4 IPSC Mini Targets, 2 plates, 1 Stop Plate

**Minimum rounds:** 11 shots

**Start position:** Standing in area A or B. Gun unloaded, no magazine inserted.

**Time starts / Stops:** On audible signal / last shot

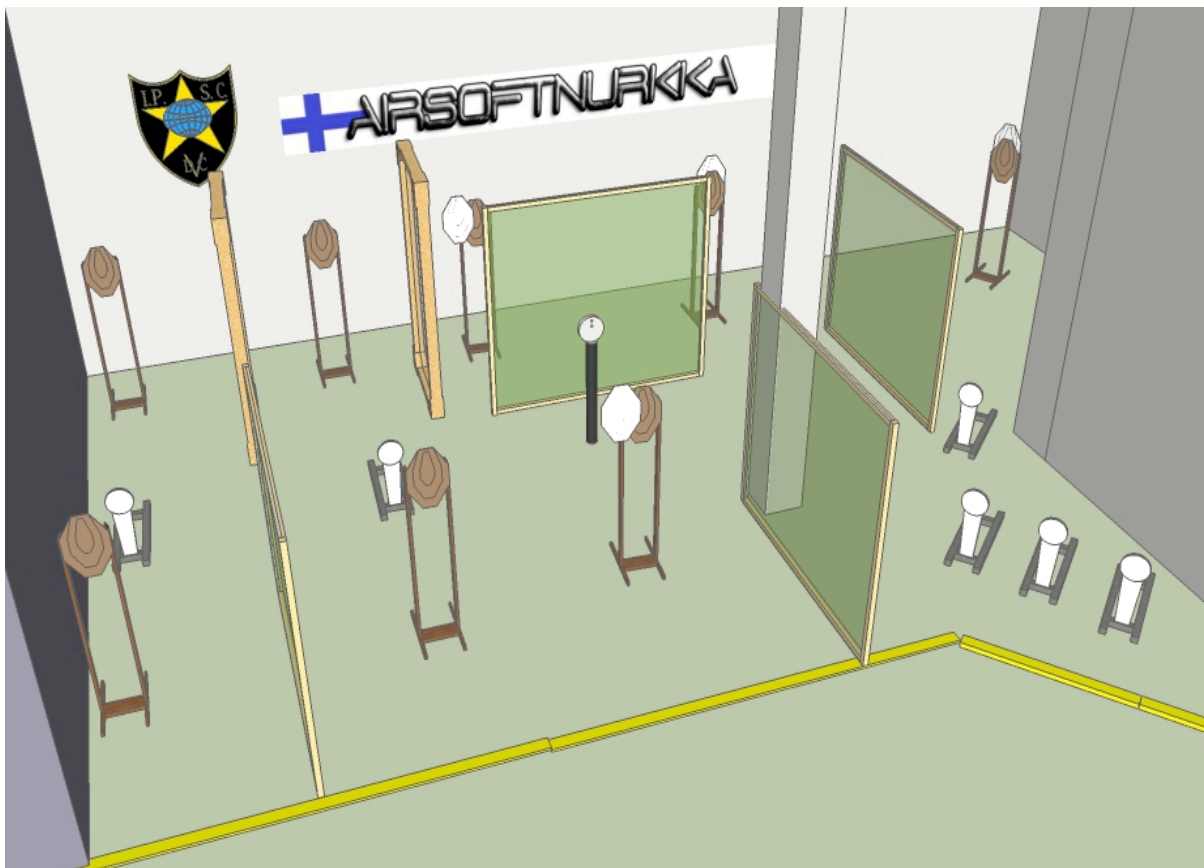
**NOTE:** A procedural penalty will be awarded for every shot taken with wrong hand or both hands (Except STOP plate).



# NOSA PRODUCTION 1 2014

## STAGE 2

<b>Course of fire type:</b>	Medium
<b>Stage Procedure:</b>	Shoot targets in free order as seen from demarcated area.
<b>Targets:</b>	8 IPSC Mini Targets, 4 N/S Targets, 6 Plates, 1 Stop Plate
<b>Minimum rounds:</b>	23 shots
<b>Start position:</b>	Standing relaxed anywhere behind the yellow line. Gun unloaded, magazine inserted
<b>Time starts / Stops:</b>	On audible signal / last shot

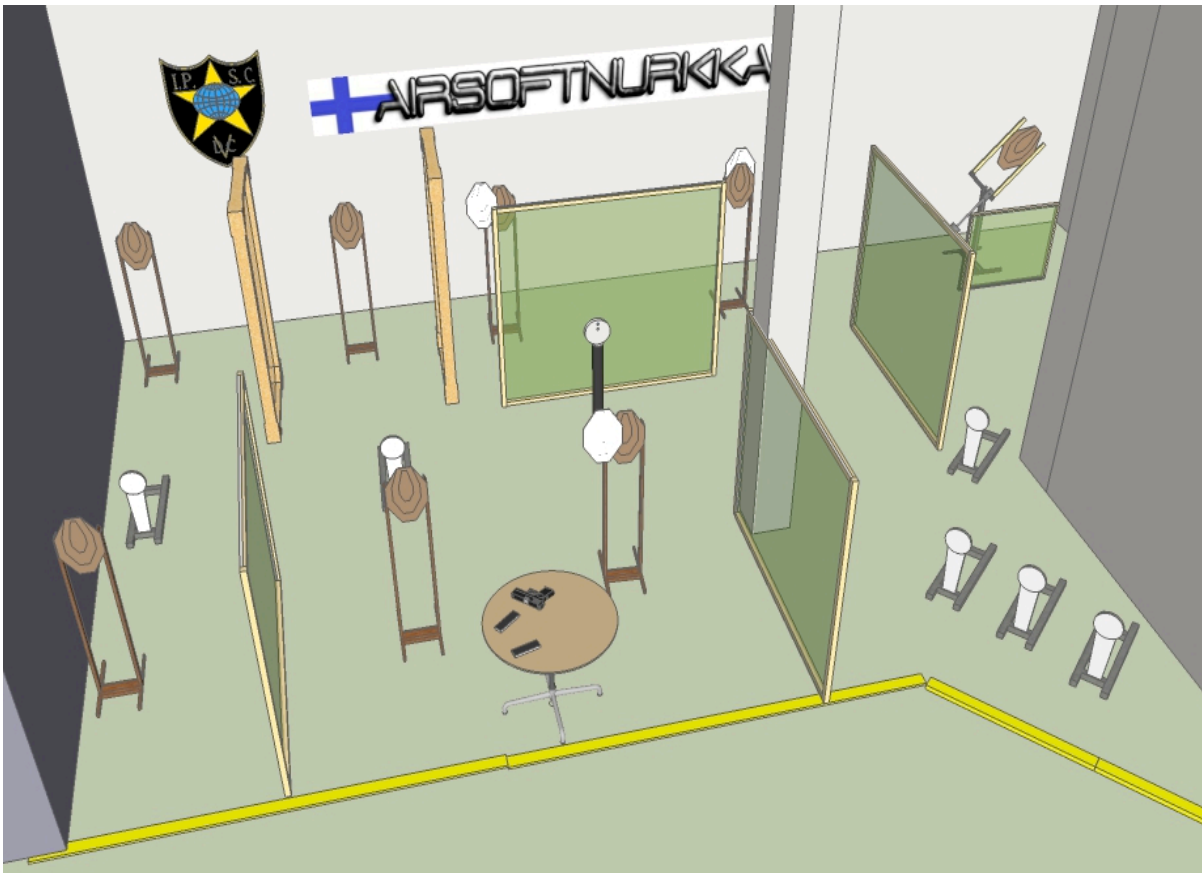


# NOSA PRODUCTION 1 2014

## STAGE 3

**Course of fire type:** Medium  
**Stage Procedure:** Shoot targets in free order as seen from demarcated area.  
**Running not allowed.** Procedural penalty for running.  
Swinger is activated by popper at opening.  
**Targets:** 8 IPSC Mini Targets, 3 N/S Targets, 6 Plates, 1 Stop Plate  
**Minimum rounds:** 23 shots  
**Start position:** Standing anywhere behind the yellow line. Gun and first magazine used on table. Gun unloaded pointing downrange.  
**Time starts / Stops:** On audible signal / last shot

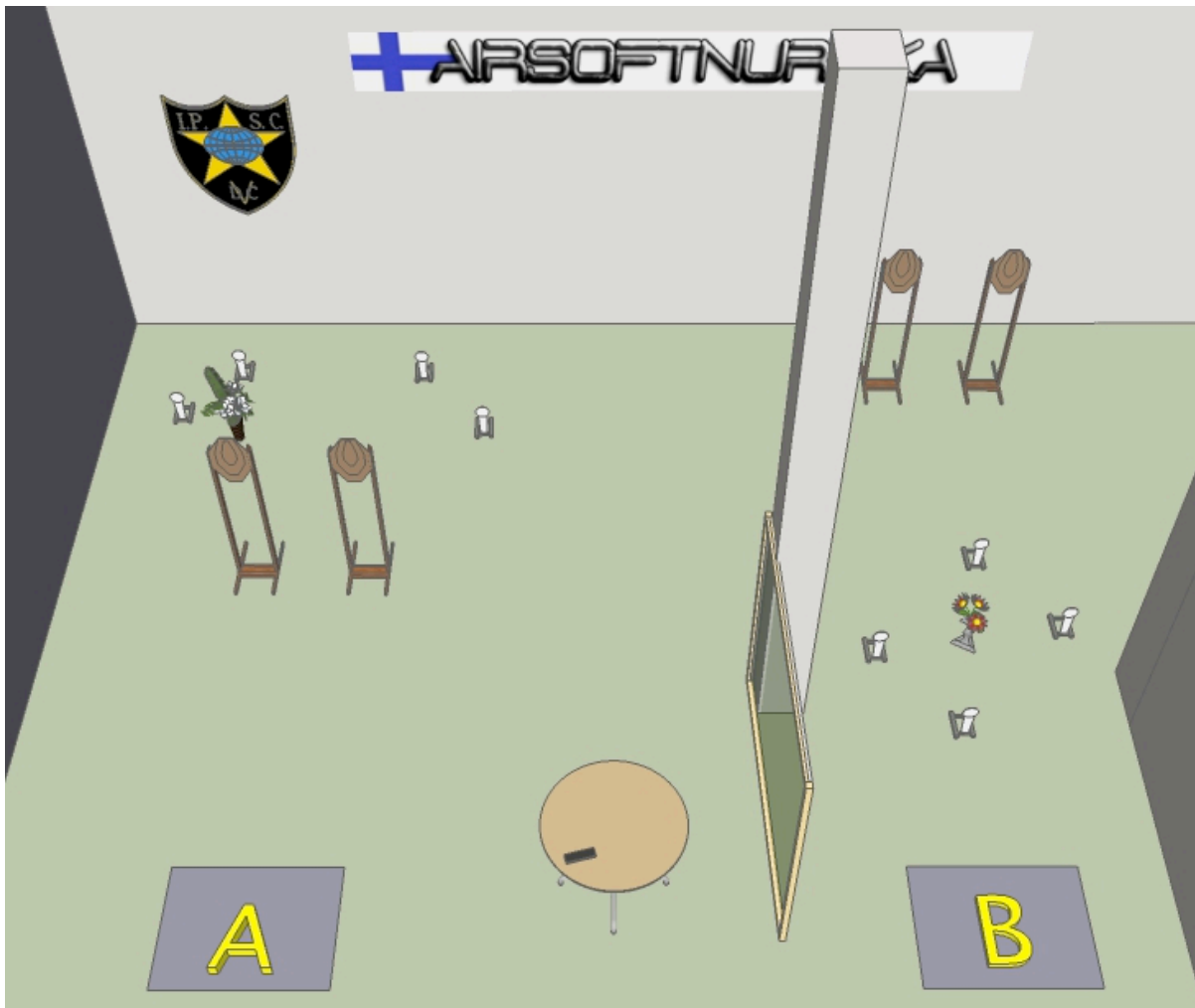
**NOTES:** If first magazine not used from table, a procedural penalty will be sanctioned for every shot fired with wrong magazine inserted. Swinger will stay visible when at rest.



# NOSA PRODUCTION 1 2014

## STAGE 4

<b>Course of fire type:</b>	Medium
<b>Stage Procedure:</b>	Shoot targets in free order as seen from demarcated areas A or B. Magazine on table must be used once.
<b>Targets:</b>	4 IPSC Mini Targets, 8 plates, 1 Stop Plate
<b>Minimum rounds:</b>	17 Shots
<b>Start position:</b>	Standing in Area A or B. Gun unloaded, no magazine inserted. One magazine used on table.
<b>Time starts / Stops:</b>	On audible signal / last shot
<b>NOTES:</b>	If magazine from table is not used, shooter will be sanctioned 3 procedural penalties. Stop plate can only be stopped 1 time.




# NOSA PRODUCTION 1 2014

## STAGE 5

<b>Course of fire type:</b>	Long
<b>Stage Procedure:</b>	Shoot targets in free order as seen from demarcated area. Swinger is activated by the first popper on the left.
<b>Targets:</b>	11 IPSC Mini Targets, 5 N/S Targets, 4 plates, 1 Stop Plate
<b>Minimum rounds:</b>	29 Shots
<b>Start position:</b>	Standing relaxed anywhere in the demarcated area. Gun loaded, magazine inserted.
<b>Time starts / Stops:</b>	On audible signal / last shot

**NOTES:** Shooter can decide where to put Stop plate. At least 3 meters from last shooting position!



# NOSA PRODUCTION 1 2014

## STAGE 6

**Course of fire type:** Medium  
**Stage Procedure:** Shoot targets in free order as seen from demarcated areas A or B. Popper in front of "rotator" activates rotation.  
**Targets:** 8 IPSC Mini Targets, 5 N/S Targets, 3 plates, 1 Stop Plate.  
**Minimum rounds:** 20 Shots  
**Start position:** Standing in Area A or B. Gun loaded, magazine inserted  
**Time starts / Stops:** On audible signal / last shot

