

# **NOSA SPRING MATCH 2015**


## **LEVEL 2 ACTION AIR**

### **16.5.2015**

**Number of stages: 6**  
**Minimum number of rounds: 110**


#### **Stage 1**

<b>Course of fire type:</b>	Short
<b>Targets:</b>	5 IPSC Mini Targets, Stop plate
<b>Minimum number of rounds:</b>	11
<b>Ammunition type:</b>	6 mm BB
<b>Number of scoring hits for paper target:</b>	2
<b>Pistol ready condition:</b>	Gun holstered, magazine inserted and chamber empty
<b>Start position:</b>	Standing relaxed in demarcated area A, back towards the targets
<b>Time starts/Stops:</b>	On signal/Stop Plate
<b>Procedure:</b>	On the start signal engage the targets seen



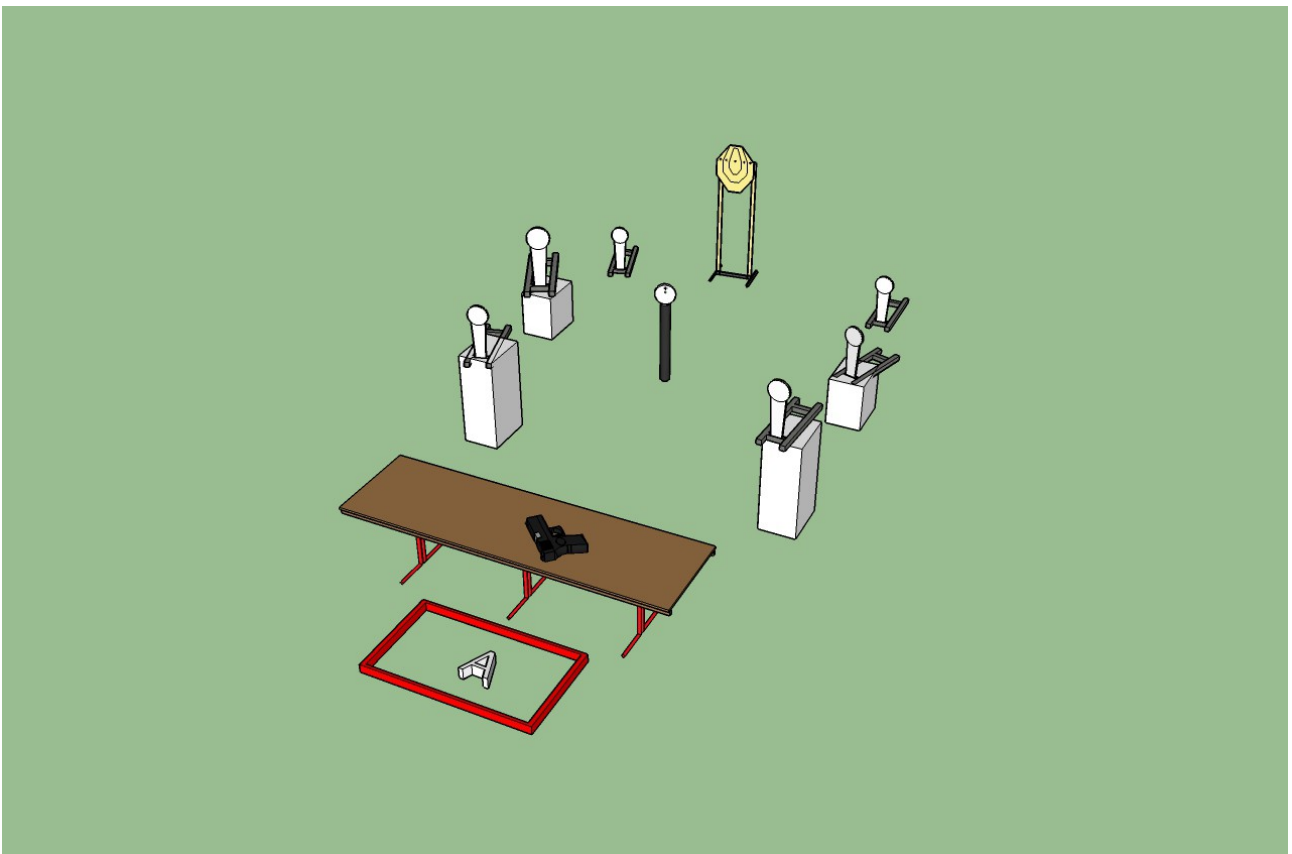
## Stage 2

<b>Course of fire type:</b>	Long
<b>Targets:</b>	13 IPSC Mini Targets, 3 N/S Targets, 5 Popper plates, Stop plate
<b>Minimum number of rounds:</b>	32
<b>Ammunition type:</b>	6 mm BB
<b>Number of scoring hits for paper target:</b>	2
<b>Pistol ready condition:</b>	Gun loaded in the holster
<b>Start position:</b>	Standing relaxed in demarcated area A
<b>Time starts/Stops:</b>	On signal/Stop Plate
<b>Procedure:</b>	On the start signal engage the targets seen
<b>Note:</b>	Popper one activates the rising target



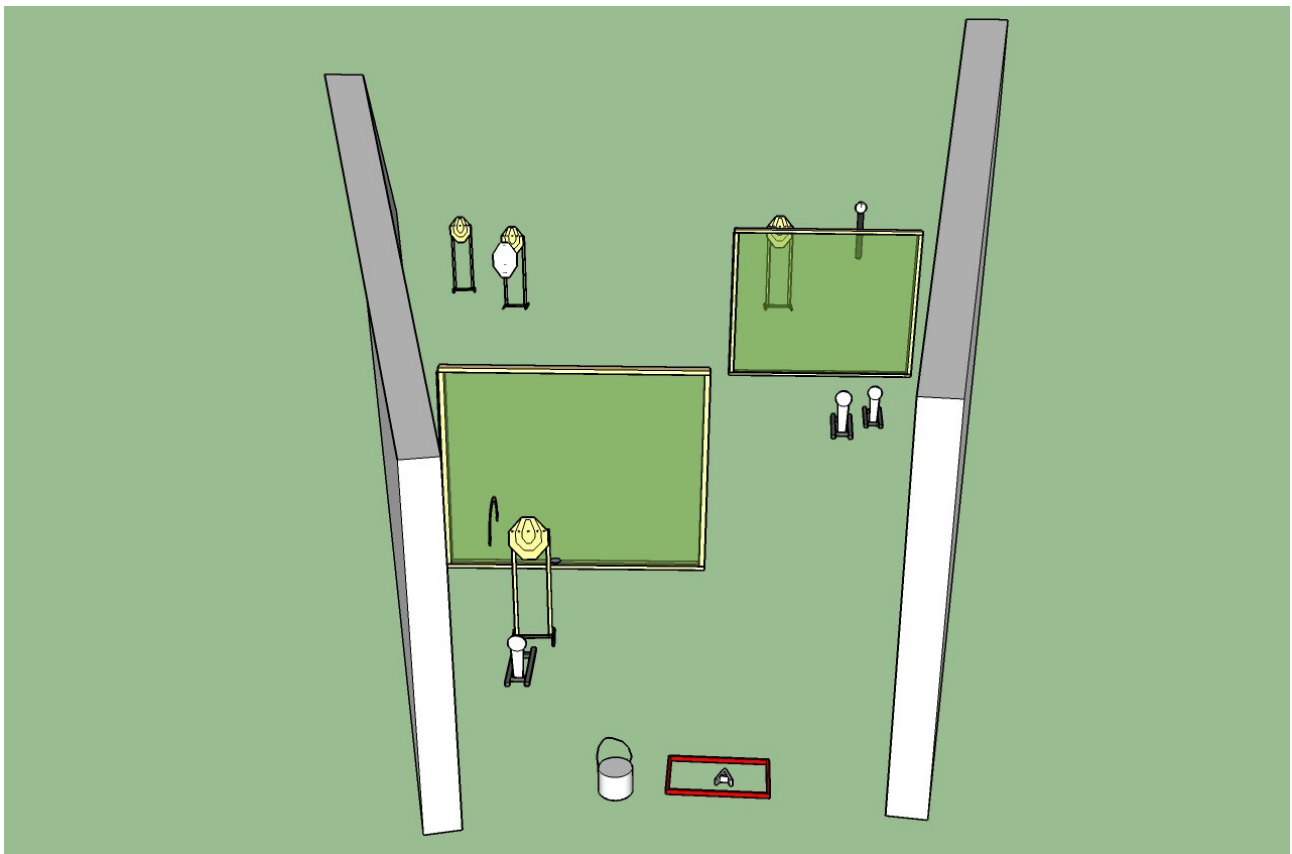
## Stage 3

<b>Course of fire type:</b>	Short
<b>Targets:</b>	1 IPSC Mini Target, 6 Popper Plates, Stop plate
<b>Minimum number of rounds:</b>	9
<b>Ammunition type:</b>	6 mm BB
<b>Number of scoring hits for paper target:</b>	2
<b>Pistol ready condition:</b>	Gun unloaded and chamber empty on the table. All magazines used in the pouches
<b>Start position:</b>	Standing relaxed on markers in demarcated area A
<b>Time starts/Stops:</b>	On signal/Stop Plate
<b>Procedure:</b>	On the start signal engage the targets seen



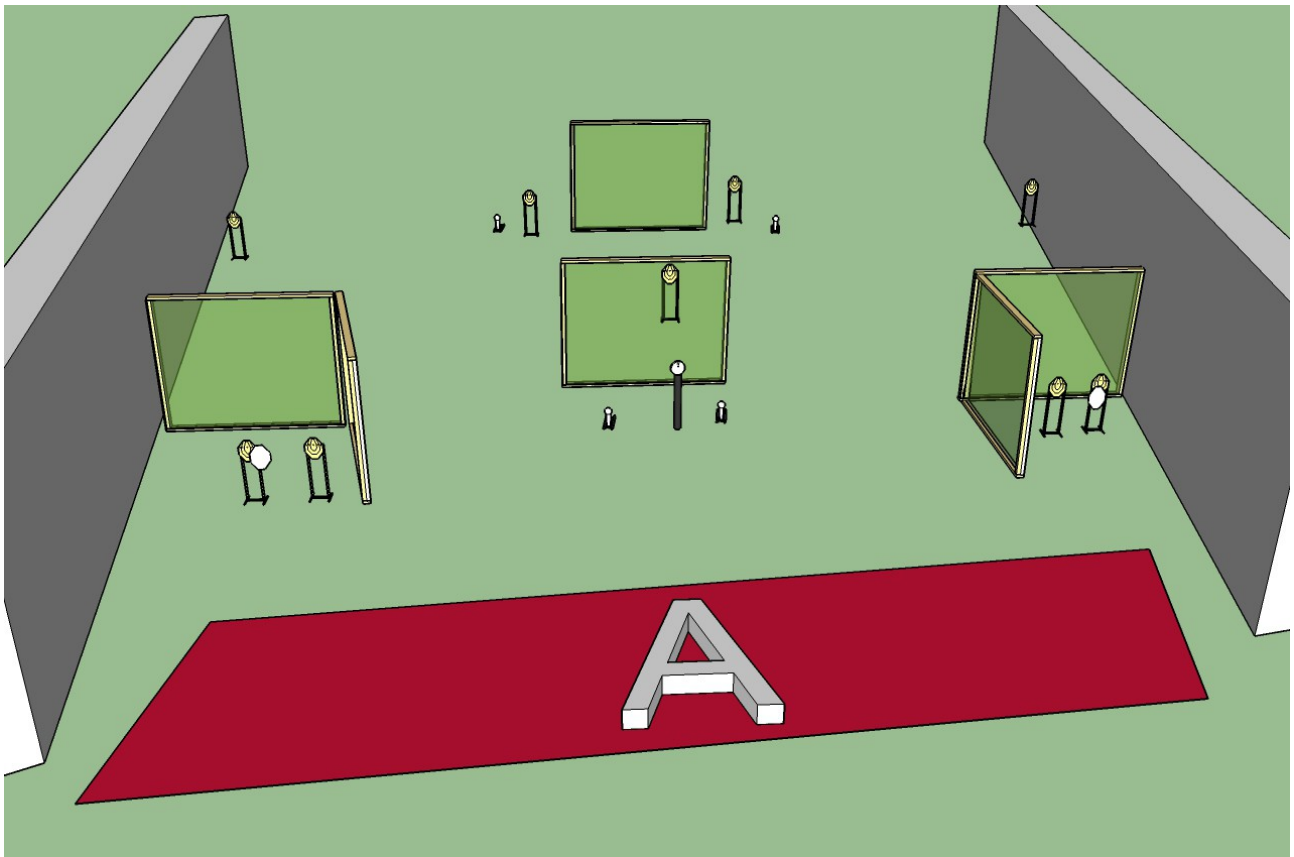
## Stage 4

<b>Course of fire type:</b>	Short
<b>Targets:</b>	4 IPSC Mini Targets, 1 N/S Target, 3 Popper Plates, Stop Plate
<b>Minimum number of rounds:</b>	12
<b>Ammunition type:</b>	6 mm BB
<b>Number of scoring hits for paper target:</b>	2
<b>Pistol ready condition:</b>	Gun loaded in the holster
<b>Start position:</b>	Standing relaxed on markers in demarcated area A
<b>Time starts/Stops:</b>	On signal/Stop Plate
<b>Procedure:</b>	On the start signal take the can and carry it all the time, engage the targets seen
<b>Note:</b>	Popper one activates the rising target



## Stage 5

<b>Course of fire type:</b>	Medium
<b>Targets:</b>	9 IPSC Mini Target, 2 N/S Targets. 4 Popper Plates, Stop Plate
<b>Minimum number of rounds:</b>	23
<b>Ammunition type:</b>	6 mm BB
<b>Number of scoring hits for paper target:</b>	2
<b>Pistol ready condition:</b>	Gun holstered, chamber empty, no magazine inserted
<b>Start position:</b>	Standing relaxed in demarcated area A
<b>Time starts/Stops:</b>	On signal/Stop Plate
<b>Procedure:</b>	On the start signal engage the targets seen



## Stage 6

<b>Course of fire type:</b>	Medium
<b>Targets:</b>	10 IPSC Mini Target, 4 N/S Targets. 2 Popper Plates, Stop Plate
<b>Minimum number of rounds:</b>	23
<b>Ammunition type:</b>	6 mm BB
<b>Number of scoring hits for paper target:</b>	2
<b>Pistol ready condition:</b>	Gun loaded in the holster
<b>Start position:</b>	Standing relaxed in demarcated area A
<b>Time starts/Stops:</b>	On signal/Stop Plate
<b>Procedure:</b>	On the start signal engage the targets seen

