

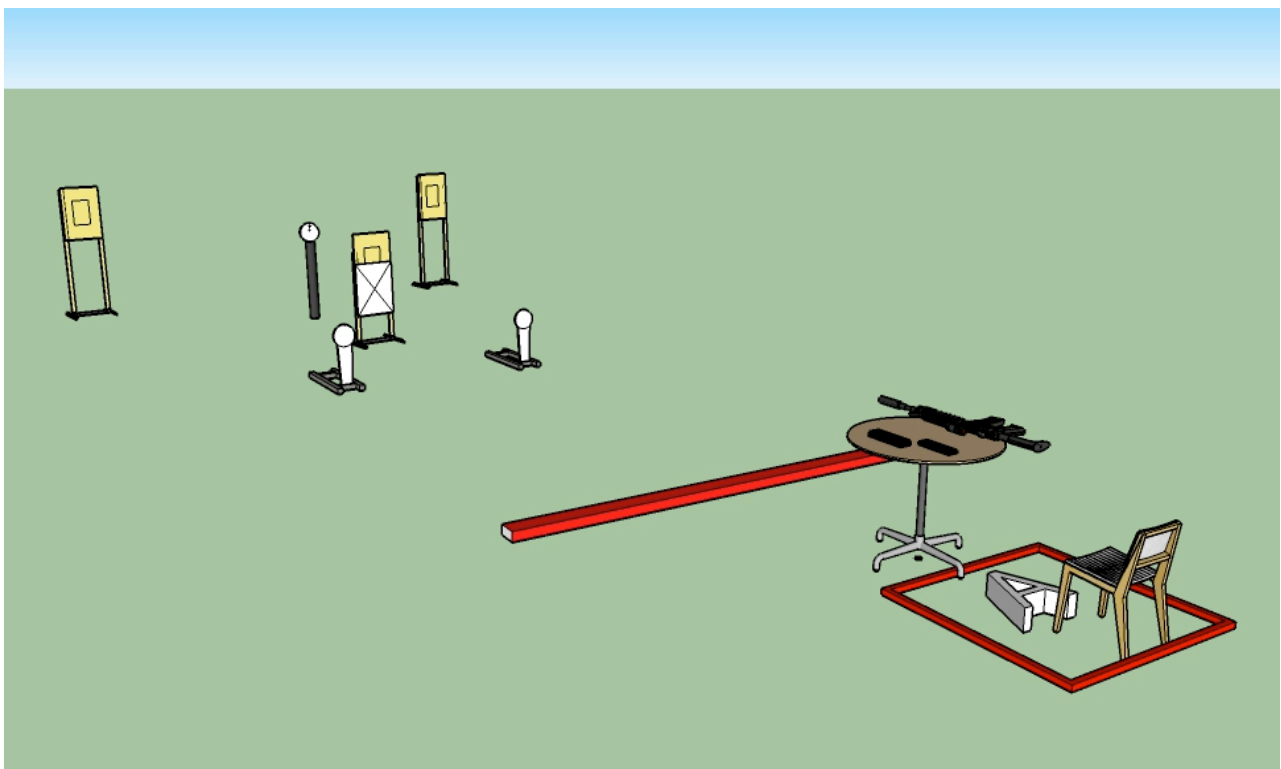
# NOSA AA RIFLE 1

## 20.12.2014

Number of stages: 7  
Minimum number of rounds: 122

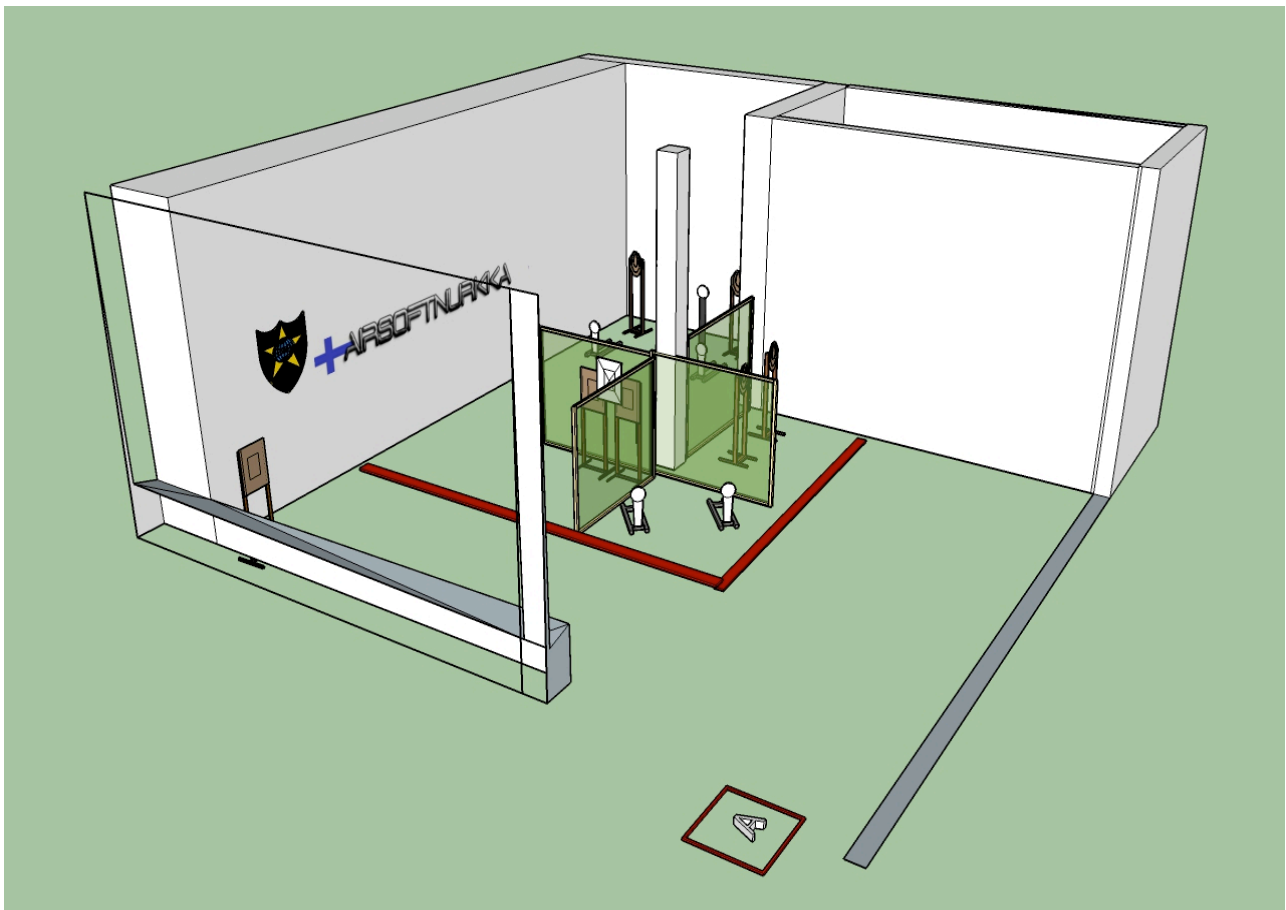
### Stage 1: *Close Quarters*

Course of fire type:	Short
Targets:	3 IPSC A4 Paper Targets, 1 N/S IPSC Paper Target, 2 Popper Plates, 1 Stop Plate
Minimum number of rounds:	9
Ammunition type:	6 mm BB
Number of scoring hits for paper target:	2
Rifle ready condition:	Gun unloaded and chamber empty, gun and all magazines used on the table
Start position:	Sitting in the chair, hands on knees
Time starts/Stops:	On signal/Stop Plate
Procedure:	On the start signal engage the targets as seen



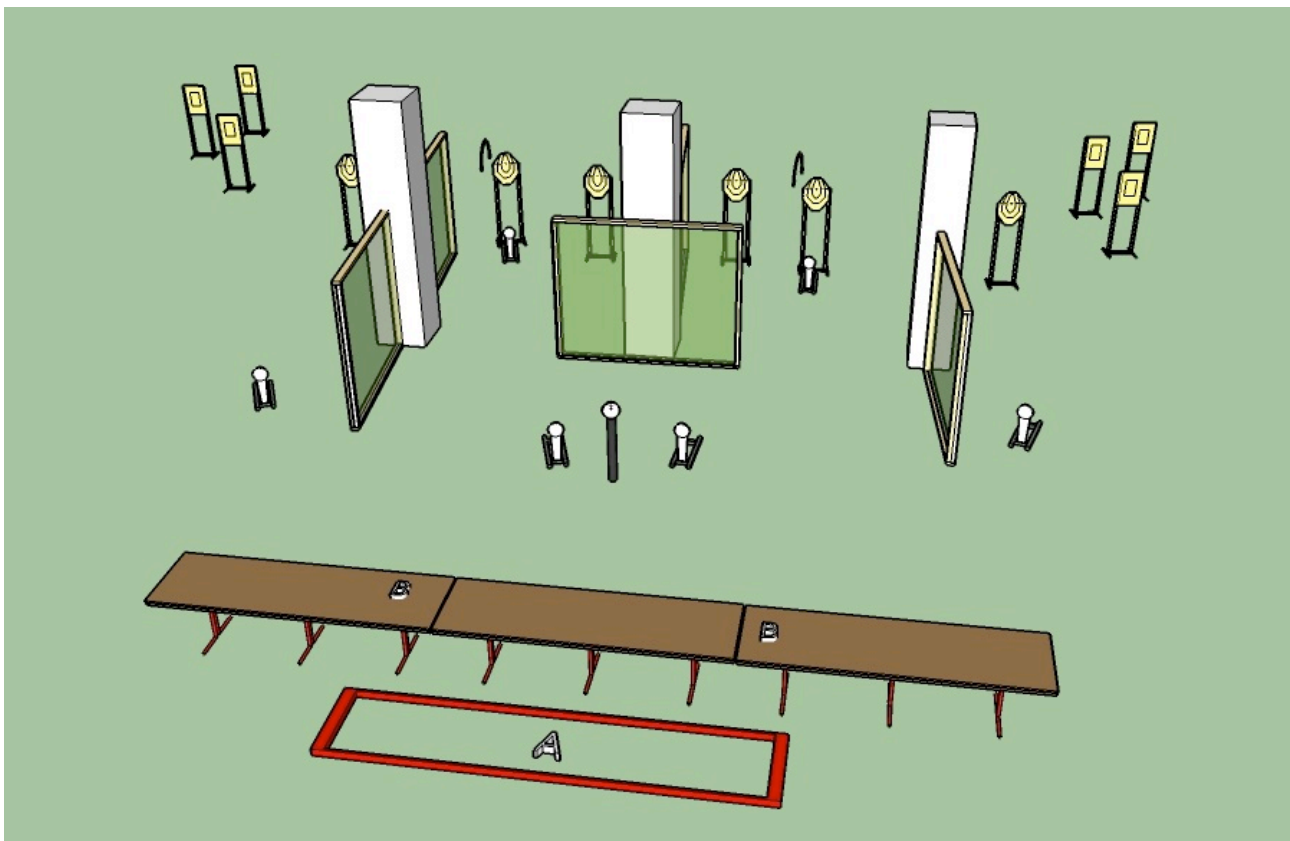
## Stage 2: *Corners*

<b>Course of fire type:</b>	Medium
<b>Targets:</b>	4 IPSC Mini Paper Targets, 3 IPSC A4 Paper Targets, 1 N/S IPSC A4 Paper Target, 4 Popper plates, 1 Stop plate
<b>Minimum number of rounds:</b>	19
<b>Ammunition type:</b>	6 mm BB
<b>Number of scoring hits for paper target:</b>	2
<b>Rifle ready condition:</b>	Gun in hands, loaded, safety on
<b>Start position:</b>	Kneeling in the demarcated area A. One knee has to touch the floor
<b>Time starts/Stops:</b>	On signal/Stop Plate
<b>Procedure:</b>	On the start signal engage the targets as seen



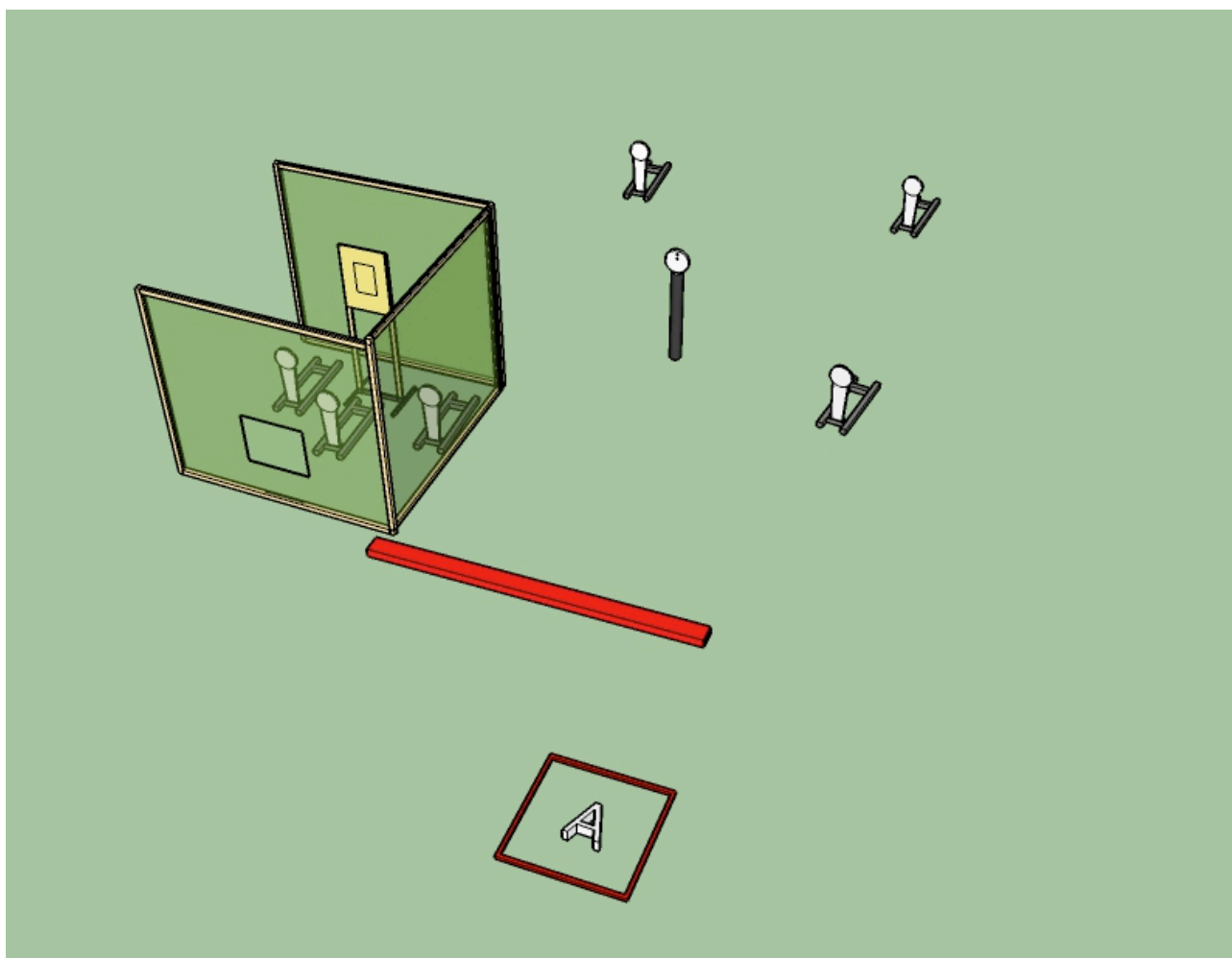
### Stage 3: Rifleman's Dream

<b>Course of fire type:</b>	Long
<b>Targets:</b>	6 IPSC Mini Paper Targets, 6 IPSC A4 Paper Targets, 6 Popper Plates, 1 Stop plate
<b>Minimum number of rounds:</b>	31
<b>Ammunition type:</b>	6 mm BB
<b>Number of scoring hits for paper target:</b>	2
<b>Rifle ready condition:</b>	Gun unloaded and chamber empty. Gun placed on the table on either one of the spots marked B, all magazines used are placed on the other marked B
<b>Start position:</b>	Standing on the markers in demarcated area A
<b>Time starts/Stops:</b>	On signal/Stop Plate
<b>Procedure:</b>	On the start signal engage the targets as seen
<b>Note:</b>	Popper 1 activates the mechanism for the first rising Mini IPSC Paper Target. Popper 2 activates the second rising target



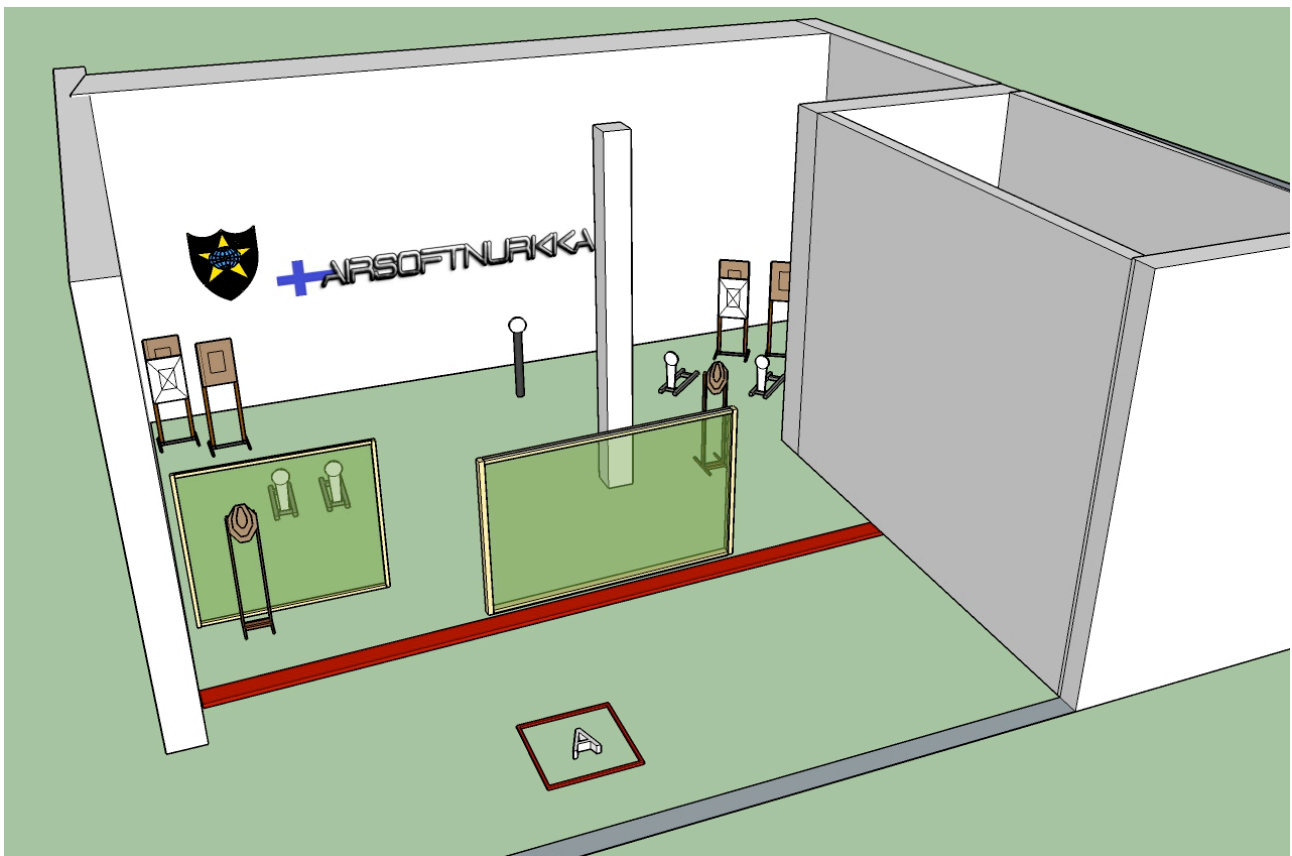
## Stage 4: *Popper Blitz*

<b>Course of fire type:</b>	Short
<b>Targets:</b>	1 IPSC A4 Paper Target, 6 Popper Plates, 1 Stop Plate
<b>Minimum number of rounds:</b>	9
<b>Ammunition type:</b>	6 mm BB
<b>Number of scoring hits for paper target:</b>	2
<b>Rifle ready condition:</b>	Gun in hands, loaded, safety on
<b>Start position:</b>	Standing in the demarcated area A
<b>Time starts/Stops:</b>	On signal/Stop Plate
<b>Procedure:</b>	On the start signal engage the targets as seen



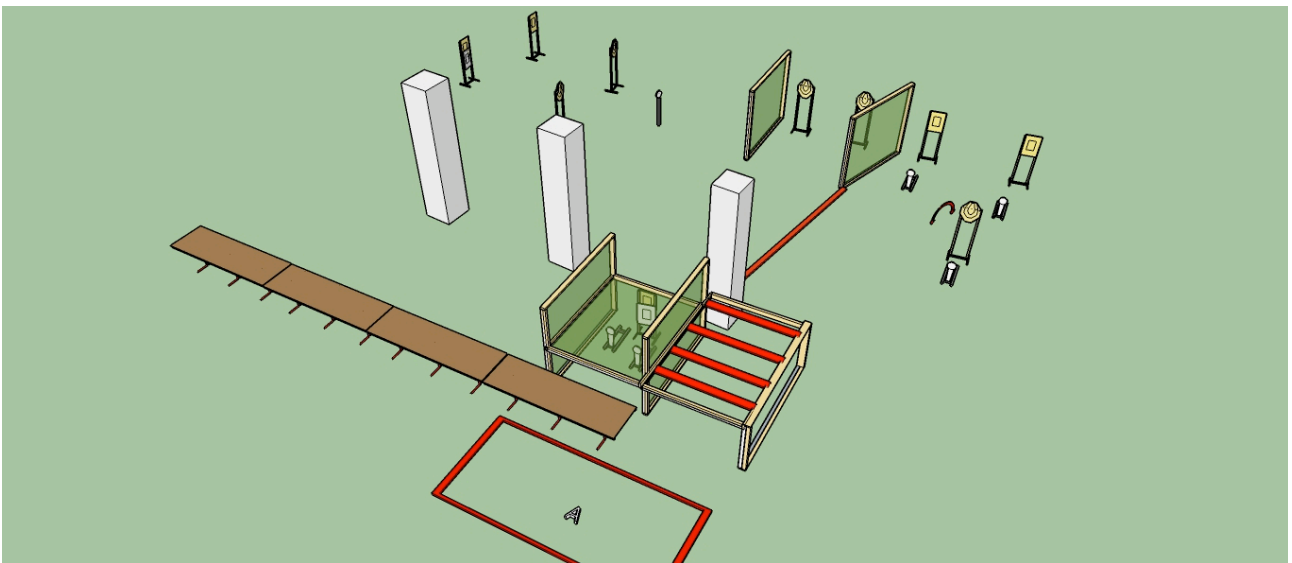
## Stage 5: *Surprise*

<b>Course of fire type:</b>	Medium
<b>Targets:</b>	2 IPSC Mini Paper Targets, 4 IPSC A4 Paper Targets, 2 N/S Paper Targets, 4 Popper plates, 1 Stop plate
<b>Minimum number of rounds:</b>	17
<b>Ammunition type:</b>	6 mm BB
<b>Number of scoring hits for paper target:</b>	2
<b>Rifle ready condition:</b>	Gun in hands, unloaded and chamber empty, magazine inserted
<b>Start position:</b>	Standing in the demarcated area A
<b>Time starts/Stops:</b>	On signal/Stop Plate
<b>Procedure:</b>	On the start signal engage the targets as seen



## Stage 6: *Tunnel Fun*

<b>Course of fire type:</b>	Long
<b>Targets:</b>	5 IPSC Mini Paper Targets, 5 IPSC A4 Paper Targets, 2 N/S Targets, 5 Popper Plates, 1 Stop plate
<b>Minimum number of rounds:</b>	26
<b>Ammunition type:</b>	6 mm BB
<b>Number of scoring hits for paper target:</b>	2
<b>Rifle ready condition:</b>	Gun in hands, loaded, safety on
<b>Start position:</b>	Standing in the demarcated area A
<b>Time starts/Stops:</b>	On signal/Stop Plate
<b>Procedure:</b>	On the start signal engage the targets as seen
<b>Note:</b>	Popper one activates the rising IPSC Mini Paper Target



## Stage 7: *The Box*

<b>Course of fire type:</b>	Medium
<b>Targets:</b>	2 IPSC Mini Paper Targets, 2 IPSC A4 Paper Targets, 2 Popper Plates, 1 Stop plate
<b>Minimum number of rounds:</b>	11
<b>Ammunition type:</b>	6 mm BB
<b>Number of scoring hits for paper target:</b>	2
<b>Rifle ready condition:</b>	Gun in hands, unloaded and chamber empty, no magazine inserted
<b>Start position:</b>	Standing in the demarcated area A
<b>Time starts/Stops:</b>	On signal/Stop Plate
<b>Procedure:</b>	On the start signal engage the targets as seen
<b>Note:</b>	Popper 1 activates the mechanism for the first rising Mini IPSC Paper Target. Popper 2 activates the second rising target

